

zachariasreinhardt.com

Blender Sculpting *Cheat Sheet* v2.0

for Blender 2.79

General Sculpting Shortcuts

Dynamic Topology

Enable / Disable	Ctrl + D
Detail Size	Shift + D

Brush

Size	F
Strength	Shift + F
Texture Rotation	Ctrl + F
Invert	Ctrl (hold)
Smooth	Shift (hold)

Pen Navigation

Rotate	MMB
Pan	Shift + MMB
Zoom	Ctrl + MMB

Mask / Hide

Mask Brush	M
Lasso Mask	Shift + Ctrl + LMB
Invert Mask	Ctrl + I
Clear Mask	Alt + M
Hide Selection	H
Unhide Selection	Shift + H
Unhide All	Alt + H
Clipping Border	Alt + B

Display Settings


3D View > Properties (N)

▼ Display

- Only Render
- World Background
- Outline Selected
- All Object Origins

▼ Shading

- Textured Solid
- Matcap



- Backface Culling
- Depth Of Field
- Ambient Occlusion

Strength: 1.000

Distance: 0.200

Attenuation: 1.000

Samples: 20

Graphics Tablet Pen Settings

System Control > Wacom Tablet Properties

Right Click

Middle Click (MMB)

Click & Tab


Sculpting Brushes Shortcuts

File > User Preferences > Input > disable "Emulate Numpad"



Blob

1



Mask

0 or M



Clay

2 or C



Nudge

Shift + 1



Clay Stripes

3



Pinch / Magnify

Shift + 2 or P



Crease

4 or Shift + C



Twist

Shift + 3



Fill / Deepen

5



Scrape / Peaks

Shift + 4



Flatten / Contrast

6 or Shift + T



Sculpt Draw

Shift + 5 or X



Grab

7 or G



Smooth

Shift + 6 or S



Inflate / Deflate

8 or I




Snake Hook

Shift + 7 or K



Layer

9 or L



Thumb

Shift + 8