

Spring Uke Fest

Tasty 12 Bar



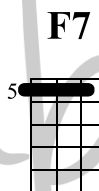
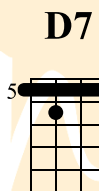
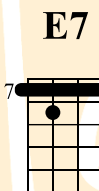
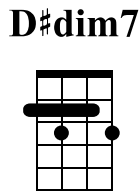
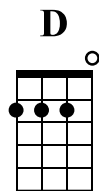
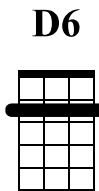
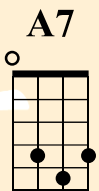
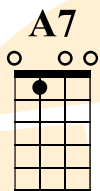
Tenthumbspro.com
For educational purposes only

Key: A

BPM: Any

Chords needed: A7, D7, E7

Chord Shapes:



• Basic 12 Bar Strum * Bar 2 is D7, this is a "Quick Turnaround Blues"

• You can use any strum pattern you like that is 1 bar, also known as a measure

• Any A7 can be exchanged with any other A7, same with D7s and E7s, any chord for that matter.

1 & 2 & 3 & 4 & | 1 & 2 & 3 & 4 & | 1 & 2 & 3 & 4 & | 1 & 2 & 3 & 4 & |
A7 | **D7** | **A7** | **A7** |
 D D U U D U | D D U U D U | D D U U D U | D D U U D U |

1 & 2 & 3 & 4 & | 1 & 2 & 3 & 4 & | 1 & 2 & 3 & 4 & | 1 & 2 & 3 & 4 & |
D7 | **D7** | **A7** | **A7** |
 D D U U D U | D D U U D U | D D U U D U | D D U U D U |

1 & 2 & 3 & 4 & | 1 & 2 & 3 & 4 & | 1 & 2 & 3 & 4 & | 1 & 2 & 3 & 4 & |
E7 | **D7** | **A7** | **E7** |
 D D U U D U | D D U U D U | D D U U D U | D D U U D U |

Applying this to the song "Don't Throw Your Love On Me Too Strong"

[Verse 1]

A7 D7 A7 A7
Hey, baby, don't throw your love on me so strong.

D7 D7 A7 A7
Hey, baby, don't throw your love on me so strong.

E7 D7 A7 E7
Yeah, your love is like a faucet, you can turn it off and on.

Bars 3-4 - In general measures 3-4, 7-8 and 11-12 don't have singing, these are great places to add interest. This is an example of how you can use different chord shapes to create interest in these "empty" spaces.

Musical notation for measures 3-4. Measure 3 is A7, measure 4 is A7. The guitar part shows various chord shapes and fingerings.

0	0	0	0	0	0	4	4	4	4	4	4
1	1	1	1	1	1	5	5	5	5	5	5
0	0	0	0	0	0	4	4	4	4	4	4
0	0	0	0	0	0	0	0	0	0	0	0

Measures 5-6 - You can also create movement over the measures where you are singing. Here you are singing but are giving the D7 some movement, specifically moving the C note to the B to the A (b7th, 6th to the 5th)

Musical notation for measures 5-6. Measure 5 is D7, measure 6 is D6 and D. The guitar part shows a moving line for the D7 chord.

3	3	2	0	3	3	2	0
2	2	2	2	2	2	2	2

Measure 6 - Diminished 7 as passing chords. Here we use the D#dim7 chord as a passing chord, moving from the D back to the A7. You can play this on the 3rd and 4th beats or just the 4th beat.

Musical notation for measure 6. Measure 6 is D7, D6, D, D7, D#dim7. The guitar part shows a moving line for the D7 chord and a D#dim7 chord.

3	3	2	0	3	3	3	3
2	2	2	2	2	2	2	2

Triplet Fills over the A7 - This is a basic fill you can use that plays on the classic blues major/minor 3rd discrepancy. The A blues scale has a C note, the minor 3rd, the A7 chord has a C#, the major 3rd, hammering on the C# from C, over the A7 chord is a classic blues sound. You can use this anytime over the A7.

Adding movement to bars 9 and 10. Different E7 and D7 shapes can give the turnaround movement. Even if you can play barre chords you can still play these chords as we are using just fragments of the chords.

Turnaround starting on the b7th and approaching the V chromatically from the IV.

Turnaround starting on the 3rd and approaching the V from the bVI.

Let's put all this into two full 12 bar circles.

A7 D7 D6 D A7 A7

D7 D6 D D7 D#dim7 A7

E7 D7 A7 F7 E7

[Verse 1]

A7 D7 A7 A7
 Hey, baby, don't throw your love on me so strong.
 D7 D7 A7 A7
 Hey, baby, don't throw your love on me so strong.
 E7 D7 A7 E7
 Yeah, your love is like a faucet, you can turn it off and on.

[Verse 2]

A7 D7 A7 A7
 Hey, baby, I like what you been puttin' down.
 D7 D7 D#dim7 A7 A7
 Hey, baby, I like what you been puttin' down.
 E7 D7
 Oh, but you can search the whole world over
 D7 A7 E7
 and no love like yours can be found.

[Verse 3]

A7 D7 D#dim7 A7 A7
 And someday baby, baby when you change your mind.

D7 D7
Well, someday baby, baby when you change your mind.
A7 A7
E7 **D7**
You're gonna search the whole world over for me
D7 **A7 E7 A7**
and I'll be hard to find.

