

L1

MAP

JOURNAL

GEAR

TECHNIQUES

COLLECTIONS

OPTIONS

R1

18

11

2,620

FOX DEN

✓ COMPLETE

△ FAST TRAVEL

LEGEND OF THE GHOST



THE DEMON'S BLADE

ACT 2: RETAKE CASTLE SHIMURA

PROGRESS

- Contact the shogun for samurai reinforcements
- Recruit the people of Yarikawa to form an army
- Claim your family armor to represent clan Sakai

Launch the attack on Castle Shimura

A FINAL REQUEST

GUIDING WIND TARGET

OLD TOYOTA L JAPAN MAP


R ZOOM MAP

R3 RECENTER

X TRACK LOCATION

O EXIT

A FINAL REQUEST

 Search for the ronin camp atop the cliffs (180 m)

PATH

A FINAL REQUEST

A FINAL REQUEST

Search for the ronin camp atop the cliffs (50 m)




A FINAL REQUEST - Defeat Enemies



A FINAL REQUEST

A FINAL REQUEST


 Search for the ronin camp near Lake Kubara (140 m)

FOLLOW WIND

A FINAL REQUEST



A FINAL REQUEST

 Travel to the camp by the lake (10 m)



A FINAL REQUEST - Defeat Enemies



A FINAL REQUEST



A FINAL REQUEST

Tsushima * A Final Request

L1

MAP

JOURNAL

GEAR

TECHNIQUES

COLLECTIONS

OPTIONS

R1

18

11

2,620

UMUGI COVE

SERVICES AVAILABLE

-  SWORDSMITH Upgrades available: 1
-  MERCHANT 16 new Vanity Gear
-  TRAPPER Crafting resources for sale

 FAST TRAVEL



GUIDING WIND TARGET



LEGEND OF THE GHOST



THE DEMON'S BLADE

ACT 2: RETAKE CASTLE SHIMURA

PROGRESS

- Contact the shogun for samurai reinforcements
- Recruit the people of Yarikawa to form an army
- Claim your family armor to represent clan Sakai

Launch the attack on Castle Shimura

KOMODA

HIYOSHI

L PAN MAP


R ZOOM MAP

R3 RECENTER

X TRACK LOCATION

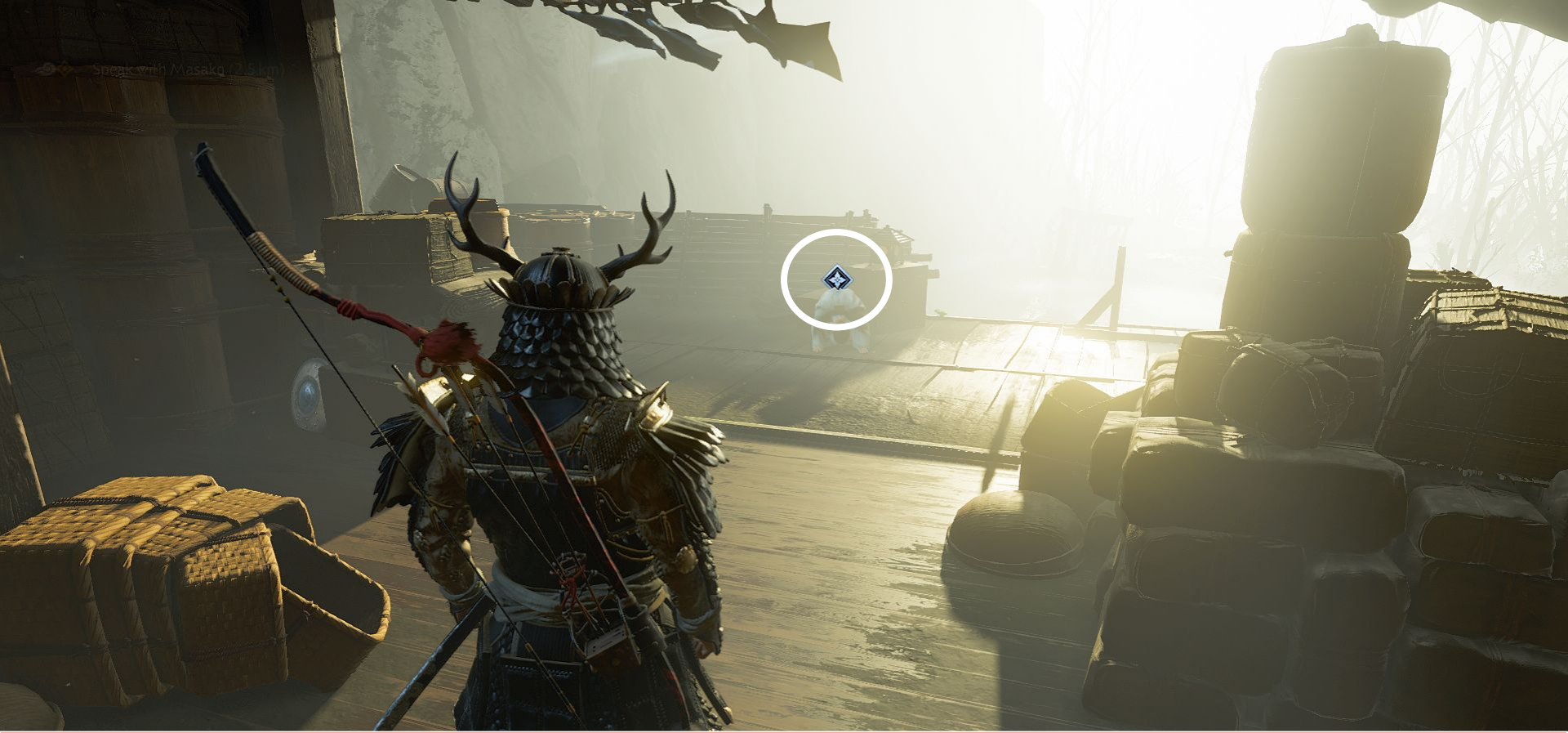
O EXIT

THE FAMILY MAN

 Speak with Masako (2.5 km)

GO

UMUGI COVE



UMUGI COVE



傳

承

THE SIX BLADES OF KOJIRO

THE SIX BLADES OF KOJIRO



UMUGI COVE

Sly * Ocean's Guardian (Armor Dye)

L1

MAP

JOURNAL

GEAR

TECHNIQUES

COLLECTIONS

OPTIONS

R1

18

11

2,620

New techniques are available
Learn new techniques to grow your skill

FOX DEN

Not complete.




INARI SHRINES NEEDED TO INCREASE CHARM POWER: 2

FAST TRAVEL

THE SIX BLADES OF KOJIRO

GUIDING WIND TARGET



LEGEND OF THE GHOST



THE DEMON'S BLADE

ACT 2: RETAKE CASTLE SHIMURA

PROGRESS

- Contact the shogun for samurai reinforcements
- Recruit the people of Yarikawa to form an army
- Claim your family armor to represent clan Sakai

Launch the attack on Castle Shimura

L

PAN MAP

R

ZOOM MAP

R3

RECENTER CL

X

TRACK LOCATION

C

EXIT



THE SIX BLADES OF KOJIRO - FOX DEN



THE SIX BLADES OF KOJIRO - FOX DEN

Inari * Omi Monastery



GO

OMI MONASTERY - SIX BLADES OF KOJIRO



GO

OMI MONASTERY - SIX BLADES OF KOJIRO



OMI MONASTERY - SIX BLADES OF KOJIRO

THE SIX BLADES OF KOJIRO

 Speak with Kojiro



OMI MONASTERY - SIX BLADES OF KOJIRO

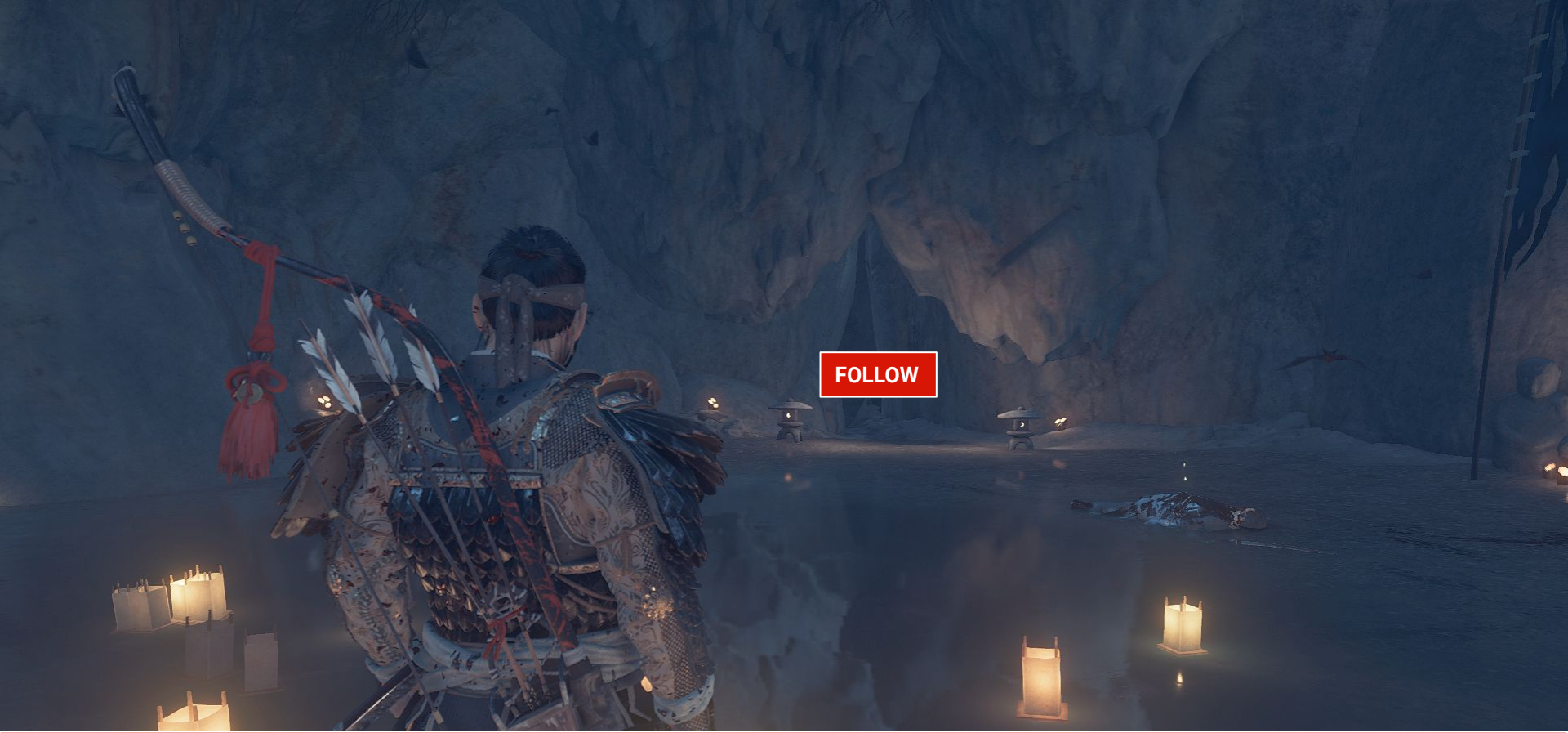
Duel * Kojiro



THE SIX BLADES OF KOJIRO

OMI MONASTERY - SIX BLADES OF KOJIRO

Mythic * The Six Blades of Kojiro



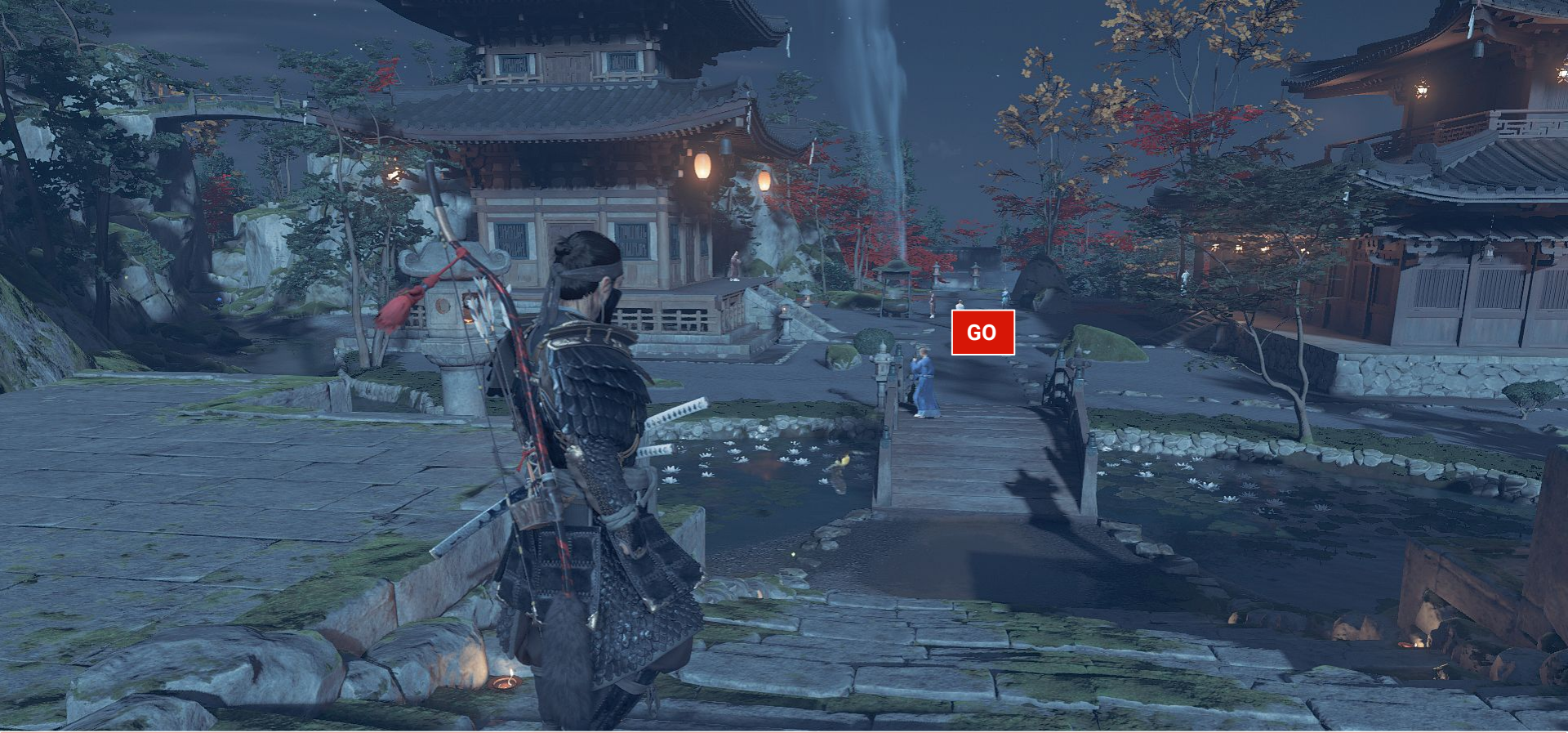
FOLLOW

OMI MONASTERY



GO

OMI MONASTERY



GO

OMI MONASTERY





OMI MONASTERY



浮世草

THE FAMILY MAN

OMI MONASTERY - THE FAMILY MAN



JOURNAL UPDATED

THE FAMILY MAN

HOLD **OPTIONS** FOR DETAILS



OMI MONASTERY - THE FAMILY MAN

THE FAMILY MAN

◆ Follow Masako


FOLLOW

OMI MONASTERY - THE FAMILY MAN




THE FAMILY MAN - Defeat Enemies

THE FAMILY MAN

 Investigate the house (20 m)



THE FAMILY MAN



THE FAMILY MAN

THE FAMILY MAN

Investigate the house



THE FAMILY MAN

THE FAMILY MAN

◆ Follow the footprints



THE FAMILY MAN



THE FAMILY MAN

Tsushima * The Family Man

L1

MAP

JOURNAL

GEAR

TECHNIQUES

COLLECTIONS

OPTIONS

R1

19

11

2,620

PILLAR OF HONOR

Not complete.

REWARDS



Sword Kit



FAST TRAVEL



GUIDING WIND TARGET



LEGEND OF THE GHOST



THE DEMON'S BLADE

ACT 2: RETAKE CASTLE SHIMURA

PROGRESS

- Contact the shogun for samurai reinforcements
- Recruit the people of Yarikawa to form an army
- Claim your family armor to represent clan Sakai

Launch the attack on Castle Shimura

L PAN MAP

R ZOOM MAP

R3 RECENTER

X TRACK LOCATION

O EXIT



TURN AROUND

THE CONSPIRATOR

Saving... 

 Speak with Masako (40 m)







浮世草

THE CONSPIRATOR

THE CONSPIRATOR



FOLLOW

THE CONSPIRATOR



THE CONSPIRATOR - Defeat Enemies



FOLLOW

THE CONSPIRATOR



THE CONSPIRATOR - Defeat Enemies



THE CONSPIRATOR



MASAKO

THE CONSPIRATOR

Duel * Lady Masako (The Conspirator)



THE CONSPIRATOR

✘ Defeat the Mongols



THE CONSPIRATOR - Defeat Enemies


THE CONSPIRATOR

  Speak with Masako



THE CONSPIRATOR

THE CONSPIRATOR


 Search for Junshin's tracks



FOLLOW

THE CONSPIRATOR

THE CONSPIRATOR

 Speak with Junshin



THE CONSPIRATOR



THE CONSPIRATOR

THE CONSPIRATOR

Tsushima * The Conspirator

L1

MAP

JOURNAL

GEAR

TECHNIQUES

COLLECTIONS

OPTIONS


R1

35

9



2,696

OMI MONASTERY

 FAST TRAVEL

LEGEND OF THE GHOST



 THE GHOST OF TSUSHIMA 

 GUIDING WIND TARGET

 PAN MAP

 ZOOM MAP

 RECENTER

 TRACK LOCATION

 EXIT




PATH

OMI MONASTERY



PATH

OMI MONASTERY



PATH

OMI MONASTERY



GO

FOX DEN



FOX DEN

Inari * South of Sibling Bay

L1

MAP

JOURNAL

GEAR

TECHNIQUES

COLLECTIONS

OPTIONS

R1

19

12

2,620



BLACK DYE MERCHANT

0 new Vanity Gear

FAST TRAVEL

GUIDING WIND TARGET

NUMANAKA INN

LEGEND OF THE GHOST



THE DEMON'S BLADE

ACT 2: RETAKE CASTLE SHIMURA

PROGRESS

Contact the shogun for samurai reinforcements

Recruit the people of Yarikawa to form an army

Claim your family armor to represent clan Sakai

FORT MITODAKE

Launch the attack on Castle Shimura

L PAN MAP

R ZOOM MAP

R3 RECENTER

X TRACK LOCATION

O EXIT



GO



PATH

PATH



PATH





A cinematic scene showing a person lying on the ground in a forest. A sword with a red-wrapped hilt is positioned upright near the person's head. The title '浮世草' is written vertically in glowing white calligraphy in the center of the frame. The background is a soft-focus forest with a bright light source behind the trees.

浮世草

A DEBT REPAID

A DEBT REPAID

A DEBT REPAID

◆ Follow Gomyo to the camp

FOLLOW

A DEBT REPAID


A DEBT REPAYD

 Defend Gomyo (80 m)



A DEBT REPAYD - Defeat Enemies

A DEBT REPAID

 Search for Gorohachi (50 m)



A DEBT REPAID



A DEBT REPAID

A DEBT REPAID - Defeat Enemies

Tsushima * A Debt Repaid

L1

MAP

JOURNAL

GEAR

TECHNIQUES

COLLECTIONS

OPTIONS

R1

20

12

2,620

LORD SHIMURA'S CAMP

SERVICES AVAILABLE

-  TRAPPER Crafting resources for sale
-  MERCHANT 16 new Vanity Gear

 FAST TRAVEL

 GUIDING WIND TARGET



LEGEND OF THE GHOST



THE DEMON'S BLADE

ACT 2: RETAKE CASTLE SHIMURA

PROGRESS

-  CONTACT the shogun for samurai reinforcements
-  Recruit the people of Yarikawa to form an army
-  Claim your family armor to represent clan Sakai

Launch the attack on Castle Shimura

L PAN MAP

R ZOOM MAP

R3 RECENTER

X TRACK LOCATION

O EXIT



GO

LORD SHIMURA'S CAMP



GO

LORD SHIMURA'S CAMP



GO

LORD SHIMURA'S CAMP



TALK

LORD SHIMURA'S CAMP



TALK

LORD SHIMURA'S CAMP



THE FATE OF TSUSHIMA

You are about to start a long Tale.
Are you sure you want to proceed?

Yes

Save for later

LORD SHIMURA'S CAMP



FOLLOW

LORD SHIMURA'S CAMP

THE FATE OF TSUSHIMA


 Speak with Lord Shimura at the watchtower (20 m)






THE FATE OF TSUSHIMA

THE FATE OF TSUSHIMA - Defeat Enemies

 Scout ahead of your army (10 m)



THE FATE OF TSUSHIMA

 Defeat the hwacha operators (50 m)



THE FATE OF TSUSHIMA - Defeat Enemies

✂ Push forward and defeat the Mongol forces



THE FATE OF TSUSHIMA - Defeat Enemies



GO

R2 MOUNT HWACHA

THE FATE OF TSUSHIMA - Defeat Enemies

THE FATE OF TSUSHIMA

✂ Fire at the charging horses



Lord Shimura: Jin!

THE FATE OF TSUSHIMA - Shoot Explosive Barrels

仁之道


THE FATE OF TSUSHIMA

THE FATE OF TSUSHIMA

Jin * The Fate of Tsushima



CASTLE SHIMURA



FROM THE DARKNESS

CASTLE SHIMURA - FROM THE DARKNESS

FROM THE DARKNESS

- ◆ Infiltrate the first keep of Castle Shimura
- ◆ Do not raise the alarm



FOLLOW

CASTLE SHIMURA - FROM THE DARKNESS

FROM THE DARKNESS

- ◆ Do not raise the alarm
- ✕ Eliminate the Mongols in the first keep

UP

CASTLE SHIMURA - FROM THE DARKNESS - Kill Enemies undetected



CASTLE SHIMURA - FROM THE DARKNESS - Kill Enemies undetected

FROM THE DARKNESS

- ◆ Do not raise the alarm
- ◆ Survey the Mongol defenses



◆ R2 SURVEY

CASTLE SHIMURA - FROM THE DARKNESS

FROM THE DARKNESS

- ◆ Do not raise the alarm
- ◆ Sneak through the garden (60 m)

GO



ARROW (FULL)

CASTLE SHIMURA - FROM THE DARKNESS

FROM THE DARKNESS

◆ Do not raise the alarm

◆ Poison the Mongols' fermented milk (80 m)

FOLLOW

CASTLE SHIMURA - FROM THE DARKNESS




CASTLE SHIMURA - FROM THE DARKNESS



CASTLE SHIMURA - FROM THE DARKNESS

FROM THE DARKNESS

 Enter the main keep to confront the Khan (60 m)

GO

CASTLE SHIMURA - FROM THE DARKNESS

RYUZO



CASTLE SHIMURA - FROM THE DARKNESS

Duel * Ryuzo #2
Liberate * Castle Shimura
Jin * From the Darkness

! SECURING SANCTUARY... - Liberate all occupied areas in Toyotama
! THE GHOST - Embrace your new identity

仁
之
道

HONOR AND ASH

CASTLE SHIMURA - HONOR AND ASH



CASTLE SHIMURA - HONOR AND ASH

GO

CASTLE SHIMURA - HONOR AND ASH

HONOR AND ASH

Escape from Castle Shimura (110 m)

FOLLOW

CASTLE SHIMURA - HONOR AND ASH





GO

CASTLE SHIMURA - HONOR AND ASH

HONOR AND ASH

 Reach your horse in the stables (60 m)




CASTLE SHIMURA - HONOR AND ASH



HONOR AND ASH

ACT III - KILL THE KHAN

HONOR AND ASH

 Push forward to reunite with Yuna (210 m)

◆ LEGENDS STORYTELLER ◆

PATH

HONOR AND ASH

HONOR AND ASH



Reach the sacred tree without being seen (130 m)

GO

HONOR AND ASH



HONOR AND ASH


HONOR AND ASH

🔍 Investigate the area further



HONOR AND ASH

HONOR AND ASH

 Investigate the area further (10m)





GO

HONOR AND ASH

HONOR AND ASH

 Collect your gear



FORT JOGAKU - HONOR AND ASH

Equipment



GO



SASHIMONO BANNERS

54 OF 80 COLLECTED

HOLD **OPTIONS** FOR DETAILS



FORT JOGAKU - HONOR AND ASH

HONOR AND ASH

 Reach the stables (10 m)

GO

FORT JOGAKU - HONOR AND ASH



GO

FORT JOGAKU - HONOR AND ASH



FOLLOW

FORT JOGAKU - HONOR AND ASH

HONOR AND ASH

◆ Approach the ice fishing camp



HONOR AND ASH - Defeat Enemies / Rescue Prisoners




HONOR AND ASH

✕ Approach the Mongols

GO

HONOR AND ASH

 Find the frozen waterfall (80 m)

GO

JOGAKU TEMPLE - HONOR AND ASH - Defeat Enemies / Rescue Prisoners

HONOR AND ASH

Speak with Yuna



ARROW (FULL)

JOGAKU TEMPLE - HONOR AND ASH



HONOR AND ASH

JOGAKU TEMPLE - HONOR AND ASH

Jin * Honor and Ash



JOGAKU TEMPLE



浮世草

FIT FOR THE KHAN

JOGAKU TEMPLE - FIT FOR THE KHAN (start)

WOLVES AT THE GATES



Find Takeshi's camp in Sago prefecture (1.9 km)

PATH



JOGAKU TEMPLE - FIT FOR THE KHAN

WOLVES AT THE GATES



Find Takeshi's camp in Sago prefecture (1.2 km)

PATH

FIT FOR THE KHAN



◆ FOX DEN ◆

FIT FOR THE KHAN - FOX DEN



FIT FOR THE KHAN - FOX DEN

Inari * East of Jogaku Temple

L1

MAP

JOURNAL

GEAR

TECHNIQUES

COLLECTIONS

OPTIONS

R1

22

2

2,637

FOX DEN

✓ COMPLETE

△ FAST TRAVEL

LEGEND OF THE GHOST



THE DEMON'S BLADE

ACT 3: KILL THE KHAN

STONECUTTERS' ALLIANCE

PROGRESS

Reunite with your allies

FIT FOR THE KHAN

GUIDING WIND TARGET

L PAN MAP

R ZOOM MAP

R3 RECENTER

X TRACK LOCATION

O EXIT



PATH

FIT FOR THE KHAN



PATH

FIT FOR THE KHAN



PATH

FIT FOR THE KHAN



FIT FOR THE KHAN - KAWACHI WHALING VILLAGE - Defeat Enemies



FIT FOR THE KHAN - KAWACHI WHALING VILLAGE - Rescue Prisoners



FIT FOR THE KHAN - KAWACHI WHALING VILLAGE

Liberate * Kawachi Whaling Village
Piece of Mongol Armor

L1

MAP

JOURNAL

GEAR

TECHNIQUES

COLLECTIONS

OPTIONS

R1

23

2

2,637

FOX DEN

✓ COMPLETE

△ FAST TRAVEL

LEGEND OF THE GHOST



THE DEMON'S BLADE

ACT 3: KILL THE KHAN

STONECUTTERS' ALLIANCE

PROGRESS

Reunite with your allies

FIT FOR THE KHAN

GUIDING WIND TARGET

L PAN MAP

R ZOOM MAP

R3 RECENTER

X TRACK LOCATION

O EXIT

A person in traditional attire is riding a dark brown horse through a snowy landscape. The path is covered in snow, and there are trees and bamboo stalks visible. The scene is set in a winter environment with falling snow.

PATH

FIT FOR THE KHAN



GO

FIT FOR THE KHAN - GENERAL DOGSHIN'S OUTPOST - Defeat Enemies



FIT FOR THE KHAN - GENERAL DOGSHIN'S OUTPOST

Banner * General Dogshin's Outpost



GO



FIT FOR THE KHAN - GENERAL DOGSHIN'S OUTPOST

Banner * General Dogshin's Outpost



FIT FOR THE KHAN - GENERAL DOGSHIN'S OUTPOST



GO

FIT FOR THE KHAN - GENERAL DOGSHIN'S OUTPOST



FIT FOR THE KHAN - GENERAL DOGSHIN'S OUTPOST

Banner * General Dogshin's Outpost



GO

FIT FOR THE KHAN - GENERAL DOGSHIN'S OUTPOST



FIT FOR THE KHAN - GENERAL DOGSHIN'S OUTPOST

Banner * General Dogshin's Outpost



KILL GENERAL DOGSHIN

✂ Bonus: Kill enemies with the Half Bow (0/3)

👉 Destroy the black powder cache

GO

FIT FOR THE KHAN - GENERAL DOGSHIN'S OUTPOST



GO

FIT FOR THE KHAN - GENERAL DOGSHIN'S OUTPOST



FIT FOR THE KHAN - GENERAL DOGSHIN'S OUTPOST



GENERAL DOGSHIN

FIT FOR THE KHAN - GENERAL DOGSHIN'S OUTPOST

Duel * General Dogshin
Liberate * General Dogshin's Outpost
Piece of Mongol Armor



FIT FOR THE KHAN - GENERAL DOGSHIN'S OUTPOST